

HEPATITIS C: THE STATE OF MEDICAID ACCESS

The Center for Health Law and Policy Innovation of Harvard Law School (CHLPI) and the National Viral Hepatitis Roundtable (NVHR) share a commitment to ensuring that all individuals living with hepatitis C (HCV) are able to access the cure for HCV, the deadliest infectious disease in the United States. We are pleased to report that our collective advocacy since 2014 is working.

In particular, the launch of our Hepatitis C: The State of Medicaid Access report in 2017 has successfully supported efforts to eliminate treatment access restrictions. Since 2017, 30 states have either eliminated or reduced their fibrosis restrictions, 17 have loosened their sobriety restrictions, and 20 have scaled back their prescriber restrictions.

While we have enjoyed numerous successes over the past year, our work is ongoing as states persist in imposing discriminatory treatment access restrictions. CHLPI and NVHR remain committed to capitalizing on the momentum we enjoy today and to advocating for the removal of all states' HCV treatment access restrictions.

Eliminating treatment access restrictions is a necessary step toward ending HCV in the United States. We have the tools to eliminate HCV, but it requires the removal of all discriminatory HCV treatment access restrictions as well as leadership and resources to turn the promise of the cure into a reality for all.

For more information about *Hepatitis C: The State of Medicaid Access* please go to www.stateofhepc.org.

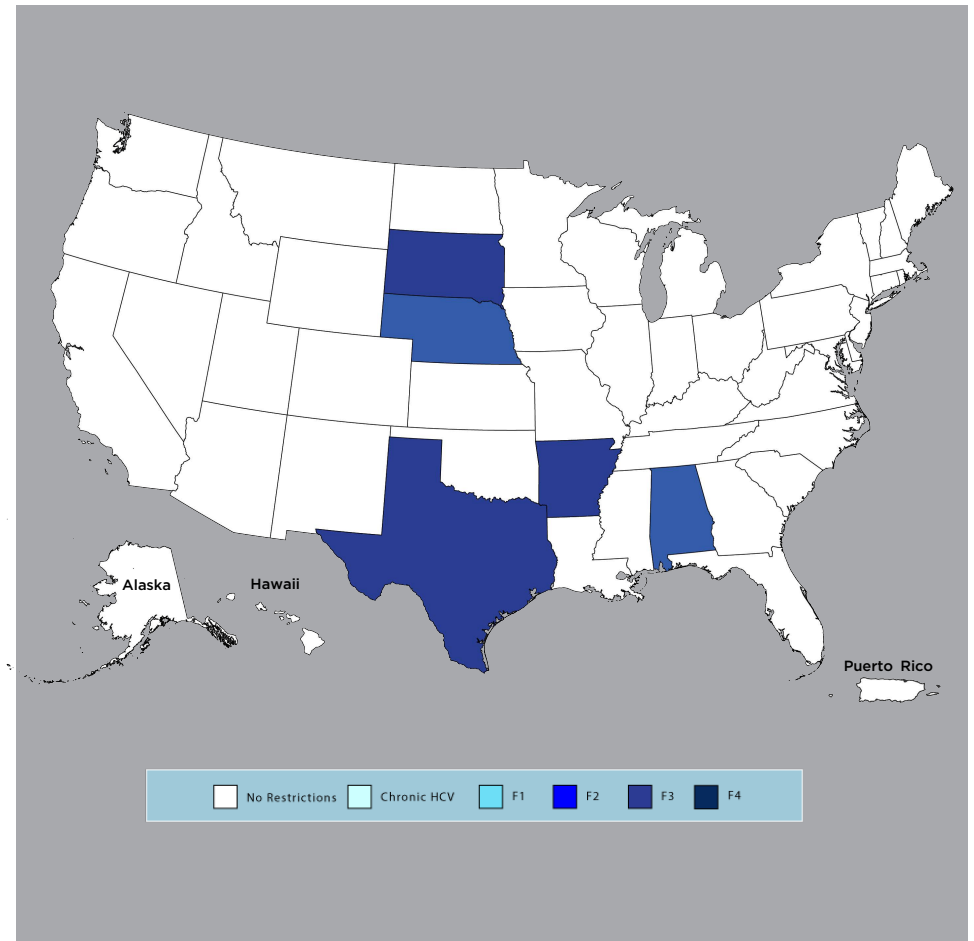
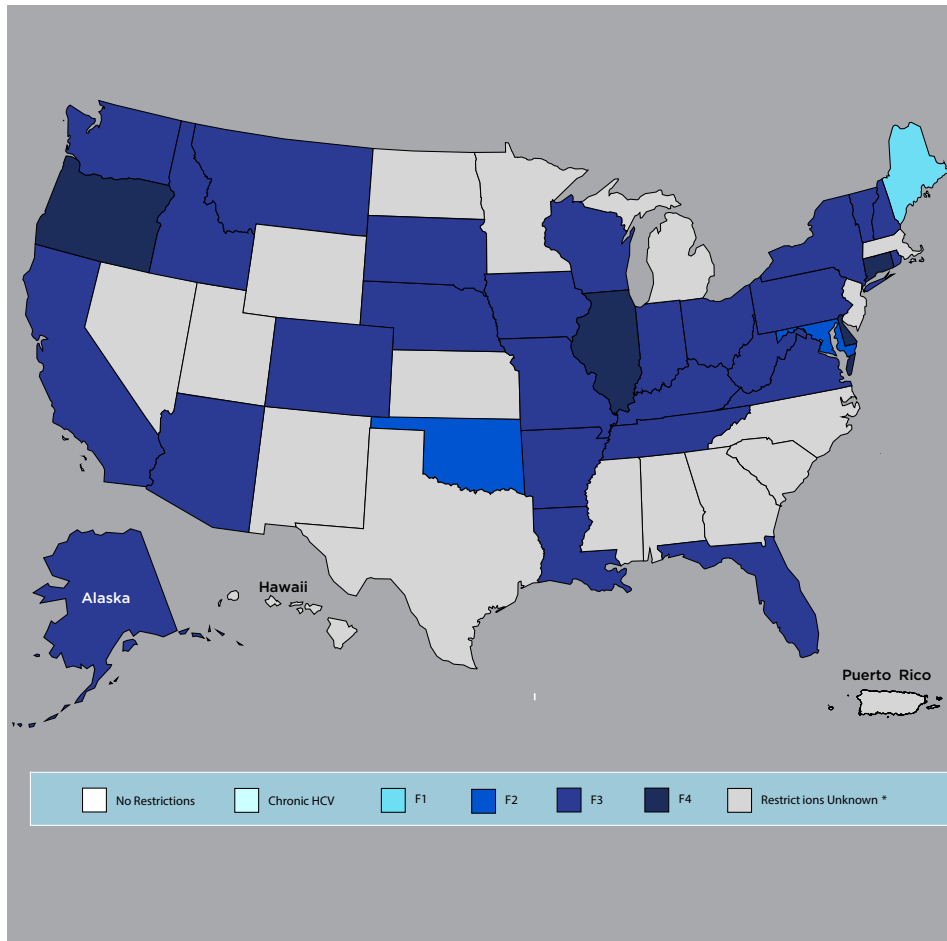
Updated August 01, 2020



FIBROSIS RESTRICTIONS

2014

2020



FIBROSIS RESTRICTIONS AS OF 8/01/2020

No Restrictions

Alaska	Nevada
Arizona	New Hampshire
California	New Jersey
Colorado	New Mexico
Connecticut	New York
Delaware	North Carolina
District of Columbia	North Dakota
Florida	Ohio
Georgia	Oklahoma
Hawaii	Oregon
Idaho	Pennsylvania
Illinois	Puerto Rico
Iowa	Rhode Island
Indiana	South Carolina
Kansas	Tennessee
Kentucky	Utah
Louisiana	Vermont
Maine	Virginia
Maryland	Washington
Massachusetts	West Virginia
Michigan	Wisconsin
Minnesota	Wyoming
Mississippi	
Missouri	
Montana	

F1

F2

Alabama
Nebraska

F3

Arkansas
South Dakota
Texas

Percentage of States | **90%**

Number of States | **47**

Percentage of States | **0%**

Number of States | **0**

Percentage of States | **4%**

Number of States | **2**

Percentage of States | **6%**

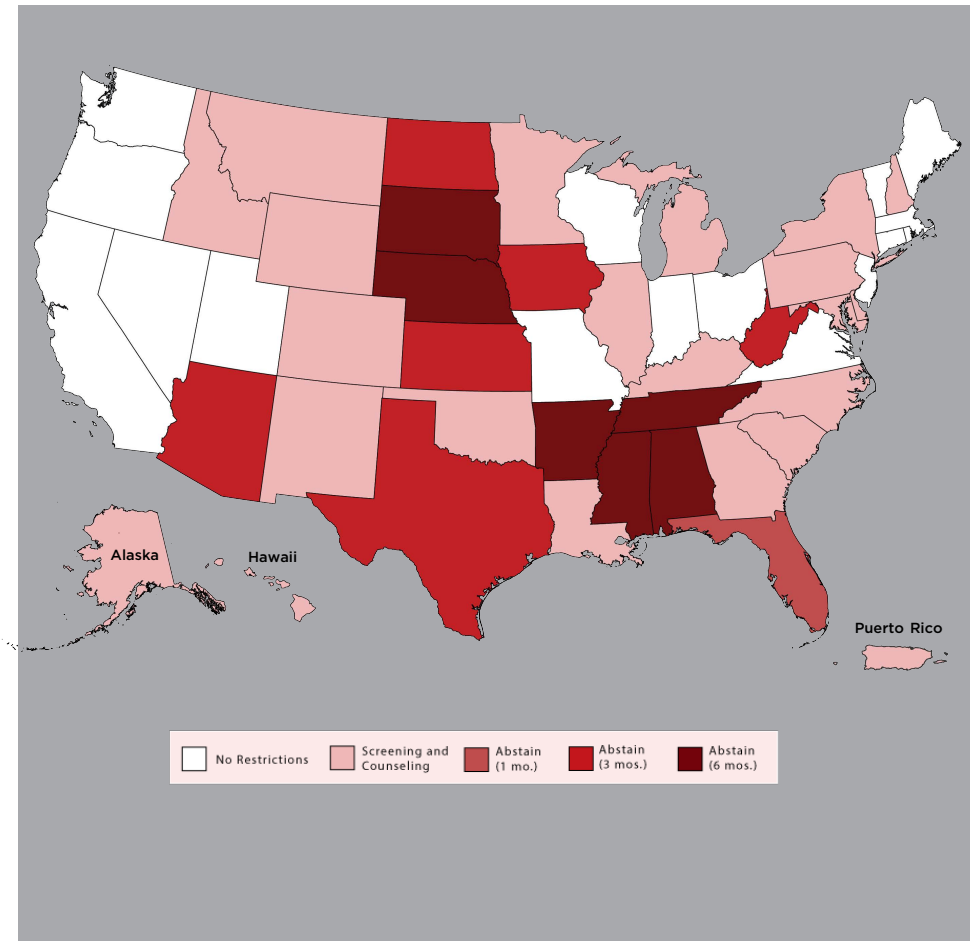
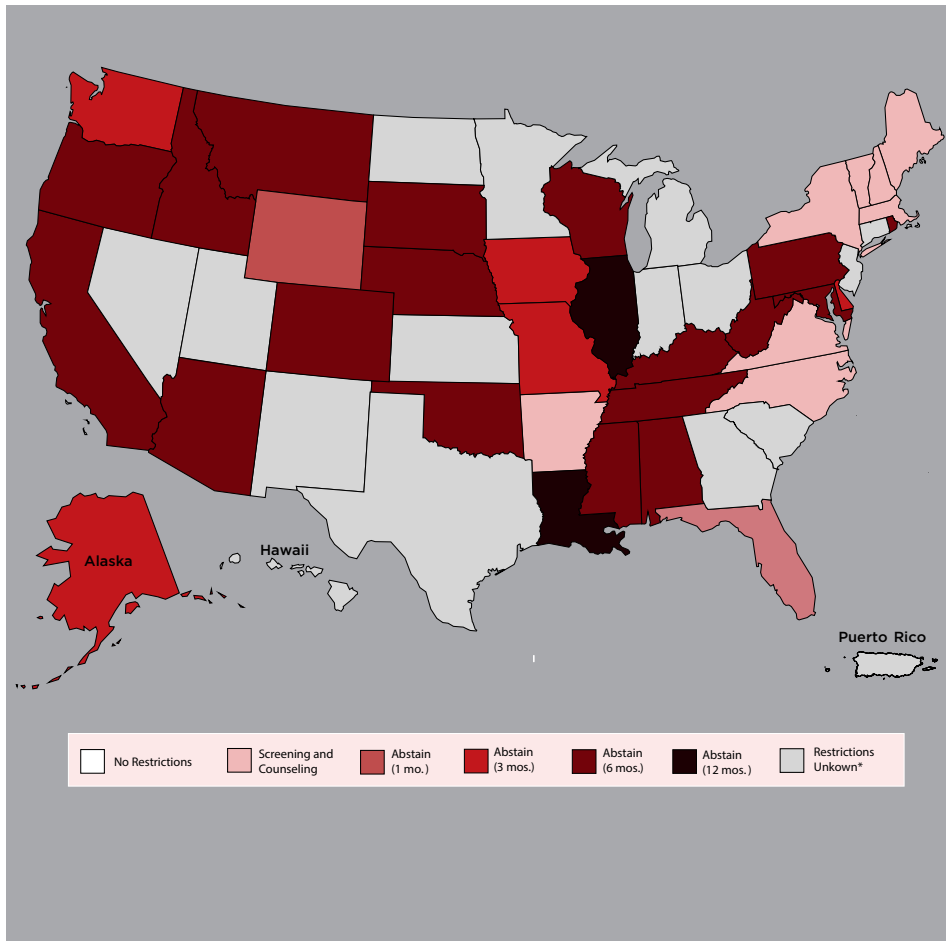
Number of States | **3**

Bolded text indicates movement since October 2017

SOBRIETY RESTRICTIONS

2014

2020



SOBRIETY RESTRICTIONS AS OF 8/01/2020

No Restrictions

California
 Connecticut
 Indiana
Maine
 Massachusetts
 Missouri
 Nevada
 New Jersey
Ohio
Oregon
 Rhode Island
 Utah
 Vermont
Virginia
 Washington
Wisconsin

Screening and Counseling

Alaska
 Colorado
 Delaware
 District of Columbia
 Georgia
Hawaii
Idaho
 Illinois
Louisiana
Kentucky
 Maryland
Michigan
Minnesota
Montana
 New Hampshire
 New Mexico
 New York
 North Carolina
Oklahoma
 Pennsylvania
Puerto Rico
 South Carolina
Wyoming

1 Month

Florida

3 Months

Arizona
 Iowa
Kansas
North Dakota
 Texas
 West Virginia

6 Months

Alabama
 Arkansas
 Mississippi
 Nebraska
 South Dakota
 Tennessee

Percentage of States | 30%

Number of States | 16

Percentage of States | 44%

Number of States | 23

Percentage of States | 2%

Number of States | 1

Percentage of States | 12%

Number of States | 6

Percentage of States | 12%

Number of States | 6

Bolded text indicates movement since October 2017

PRESCRIBER RESTRICTIONS AS OF 8/01/2020

No Restrictions

Alabama
Alaska
California
Connecticut
Delaware
Florida
Georgia
Idaho
Kansas
Kentucky
Louisiana
Maine
Maryland
Massachusetts
Minnesota
Missouri
Montana
Nebraska
New Mexico
New York

North Carolina
Oregon
Pennsylvania
Rhode Island
Tennessee
Virginia
Washington
Wisconsin
Wyoming

By or in Consultation

Arizona
Colorado
District of Columbia
Hawaii
Illinois
Iowa
Indiana
Michigan
Mississippi
Nevada
New Hampshire
North Dakota
Ohio
Oklahoma
South Carolina
South Dakota
Texas
Utah
Vermont
West Virginia

Specialist

Arkansas
New Jersey
Puerto Rico

Percentage of States | **56%**

Number of States | **29**

Percentage of States | **38%**

Number of States | **20**

Percentage of States | **6%**

Number of States | **3**