


HEPATITIS C: THE STATE OF MEDICAID ACCESS



The Center for Health Law and Policy Innovation of Harvard Law School (CHLPI) and the National Viral Hepatitis Roundtable (NVHR) share a commitment to ensuring that all individuals living with hepatitis C (HCV) are able to access the cure for HCV, the deadliest infectious disease in the United States. We are pleased to report that our collective advocacy since 2014 is working.

In particular, the launch of our *Hepatitis C: The State of Medicaid Access* report in 2017 has successfully support efforts to eliminate treatment access restrictions. Since 2017, 31 states have either eliminated or reduced their fibrosis restrictions, 13 have loosened their sobriety restrictions, and 15 have scaled back their prescriber restrictions.

While we have enjoyed numerous successes over the past year, our work is ongoing as states persist in imposing discriminatory treatment access restrictions. CHLPI and NVHR remain committed to capitalizing on the momentum we enjoy today and to advocating for the removal of all states' HCV treatment access restrictions.

Eliminating treatment access restrictions is a necessary step toward ending HCV in the United States. We have the tools to eliminate HCV, but it requires the removal of all discriminatory HCV treatment access restrictions as well as leadership and resources to turn the promise of the cure into a reality for all.

For more information about *Hepatitis C: The State of Medicaid Access* please go to www.stateofhepc.org.

Updated February 01, 2020



CENTER *for* HEALTH LAW
and POLICY INNOVATION
HARVARD LAW SCHOOL



NVHR
National Viral Hepatitis Roundtable

FIBROSIS RESTRICTIONS AS OF 2/01/2020

No Restrictions

Alaska
Arizona
California
Colorado
Connecticut
Delaware
District of Columbia
Florida
Georgia
Hawaii
Idaho
Illinois
Indiana
Kansas
Kentucky
Louisiana
Maine
Maryland
Massachusetts
Michigan
Minnesota
Mississippi
Missouri
Montana
Nevada

New Hampshire
New Jersey
New Mexico
New York
North Carolina
North Dakota
Ohio
Oklahoma
Oregon
Pennsylvania
Puerto Rico
Rhode Island
South Carolina
Tennessee
Utah
Vermont
Virginia
Washington
West Virginia
Wisconsin
Wyoming

F1

F2

Alabama
Iowa
Nebraska

F3

Arkansas
South Dakota
Texas

Percentage of States | 88%

Number of States | 46

Percentage of States | 0%

Number of States | 0

Percentage of States | 6%

Number of States | 3

Percentage of States | 6%

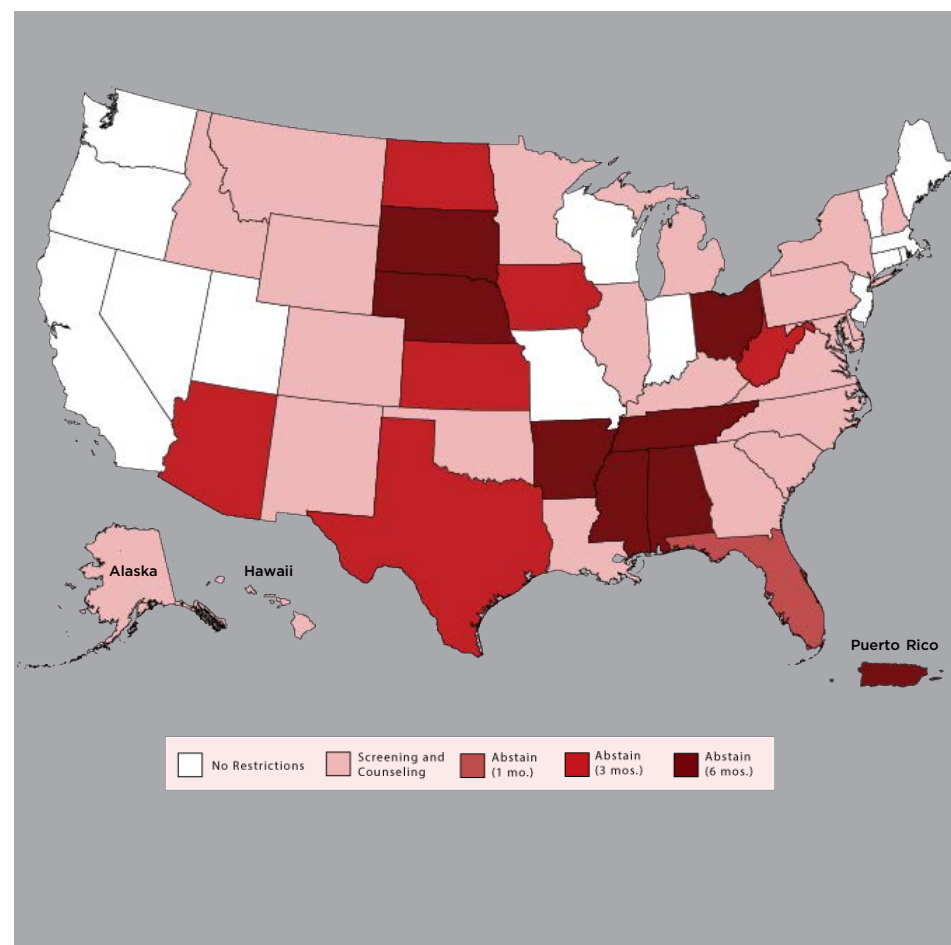
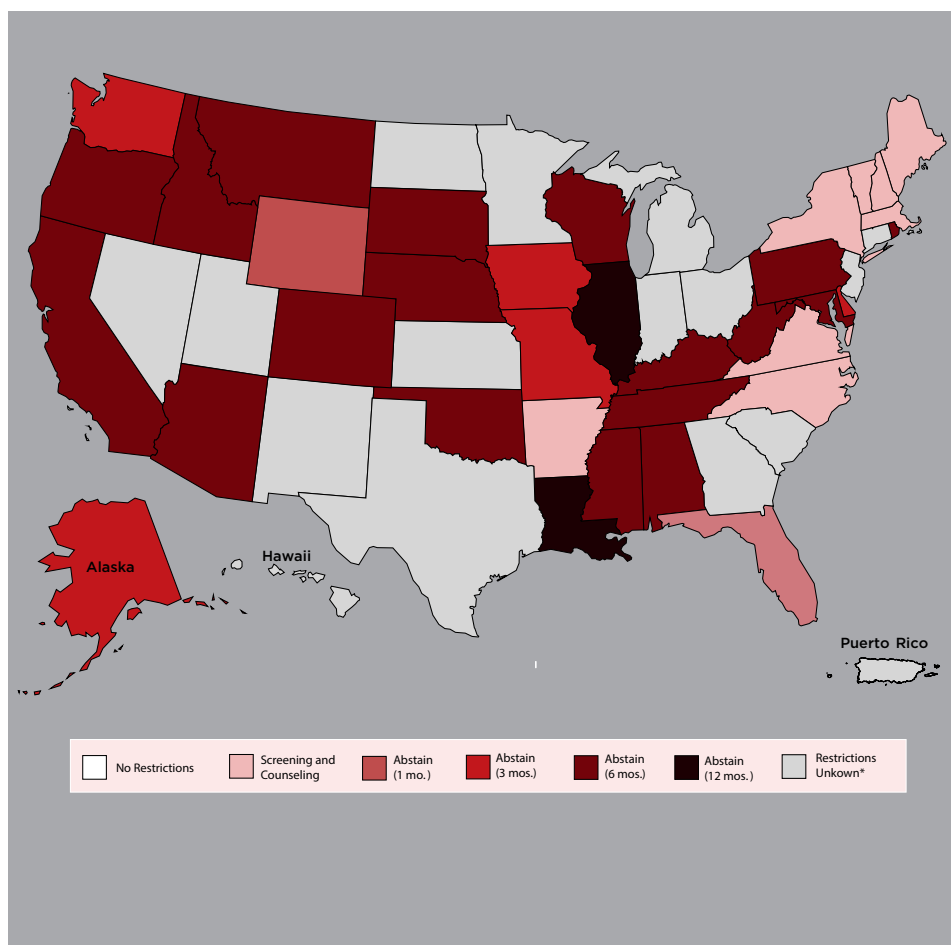
Number of States | 3

Bolded text indicates movement since October 2017

SOBRIETY RESTRICTIONS

2014

2020



SOBRIETY RESTRICTIONS AS OF 2/01/2020

No Restrictions

California
Connecticut
Indiana
Maine
Massachusetts
Missouri
Nevada
New Jersey
Oregon
Rhode Island
Utah
Vermont
Washington
Wisconsin

Screening and Counseling

Alaska
Colorado
Delaware
District of Columbia
Georgia
Hawaii
Idaho
Illinois
Louisiana
Kentucky
Maryland
Michigan
Minnesota
Montana
New Hampshire
New Mexico
New York
North Carolina
Oklahoma
Pennsylvania
South Carolina
Virginia
Wyoming

1 Month

Florida

3 Months

Arizona
Iowa
Kansas
North Dakota
Texas
West Virginia

6 Months

Alabama
Arkansas
Mississippi
Nebraska
Ohio
Puerto Rico
South Dakota
Tennessee

Percentage of States | 27%

Number of States | 14

Percentage of States | 44%

Number of States | 23

Percentage of States | 2%

Number of States | 1

Percentage of States | 12%

Number of States | 6

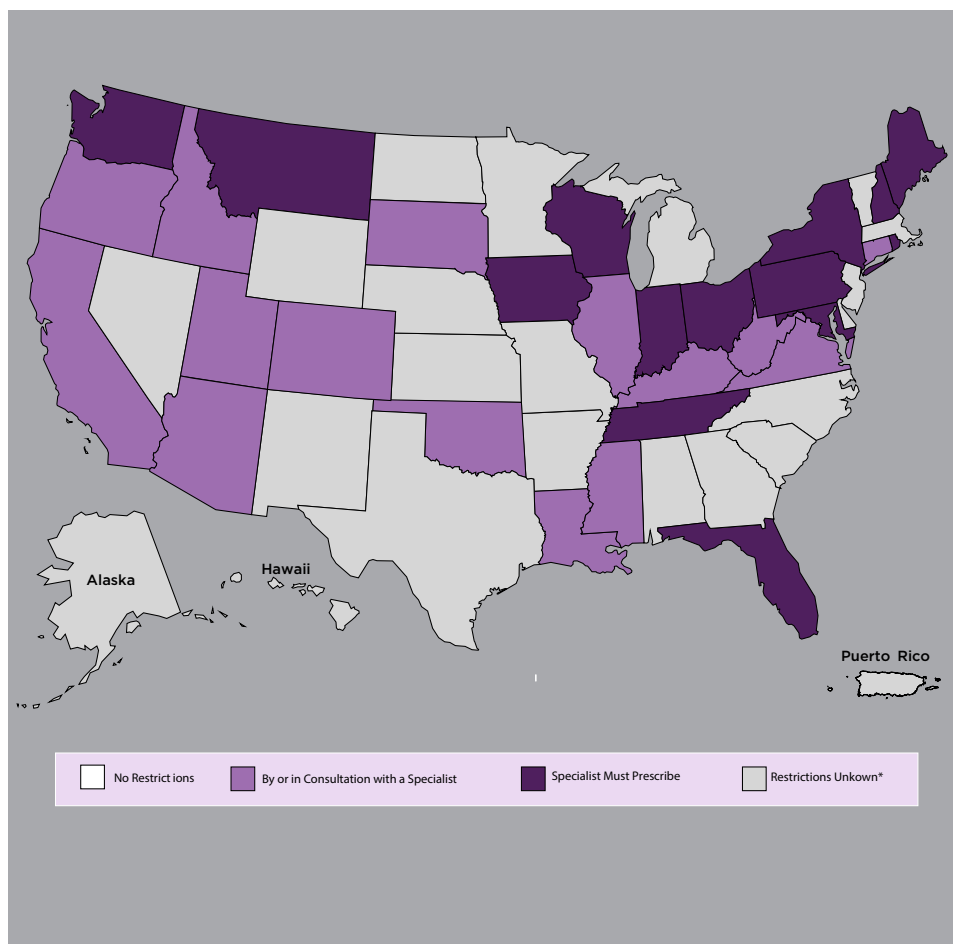
Percentage of States | 15%

Number of States | 8

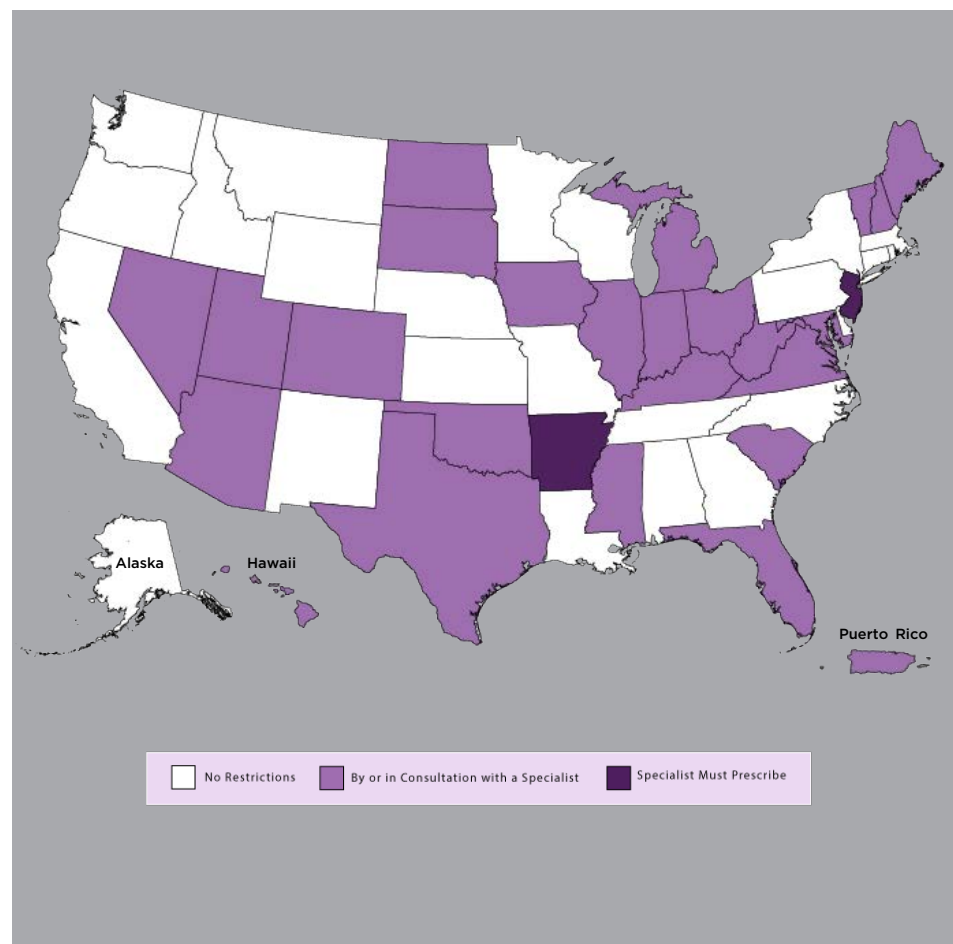
Bolded text indicates movement since October 2017

PRESCRIBER RESTRICTIONS

2014



2020



PRESCRIBER RESTRICTIONS AS OF 2/01/2020

No Restrictions

Alabama
Alaska
California
Connecticut
Delaware
Georgia
Idaho
Kansas
Louisiana
Massachusetts
Minnesota
Missouri
Montana
Nebraska
New Mexico
New York
North Carolina
Oregon
Pennsylvania
Rhode Island
Tennessee
Washington
Wisconsin
Wyoming

Percentage of States | 46%
Number of States | 24

By or in Consultation

Arizona
Colorado
District of Columbia
Florida
Hawaii
Illinois
Iowa
Indiana
Kentucky
Maine
Maryland
Michigan
Mississippi
Nevada
New Hampshire
North Dakota
Ohio
Oklahoma
Puerto Rico
South Carolina
South Dakota
Texas
Utah

Percentage of States | 50%
Number of States | 26

Specialist

Arkansas
New Jersey

Percentage of States | 4%
Number of States | 2

Bolded text indicates movement since October 2017