


HEPATITIS C: THE STATE OF MEDICAID ACCESS



The Center for Health Law and Policy Innovation of Harvard Law School (CHLPI) and the National Viral Hepatitis Roundtable (NVHR) share a commitment to ensuring that all individuals living with hepatitis C (HCV) are able to access the cure for HCV, the deadliest infectious disease in the United States.

We are pleased to report that our collaborative advocacy is working and we have seen tremendous success over the last year. Since the launch of our *Hepatitis C: The State of Medicaid Access* report in October 2017, 25 states have either eliminated or reduced their fibrosis restrictions, 10 have loosened their sobriety restrictions, and 10 have scaled back their prescriber restrictions.

While we have enjoyed numerous successes over the past year, our work is ongoing as states persist in imposing discriminatory treatment access restrictions. CHLPI and NVHR remain committed to capitalizing on the momentum we enjoy today and to advocating for the removal of all states' HCV treatment access restrictions.

Eliminating treatment access restrictions is a necessary step toward ending HCV in the United States. We have the tools to eliminate HCV, but it requires the removal of all discriminatory HCV treatment access restrictions as well as leadership and resources to turn the promise of the cure into a reality for all.

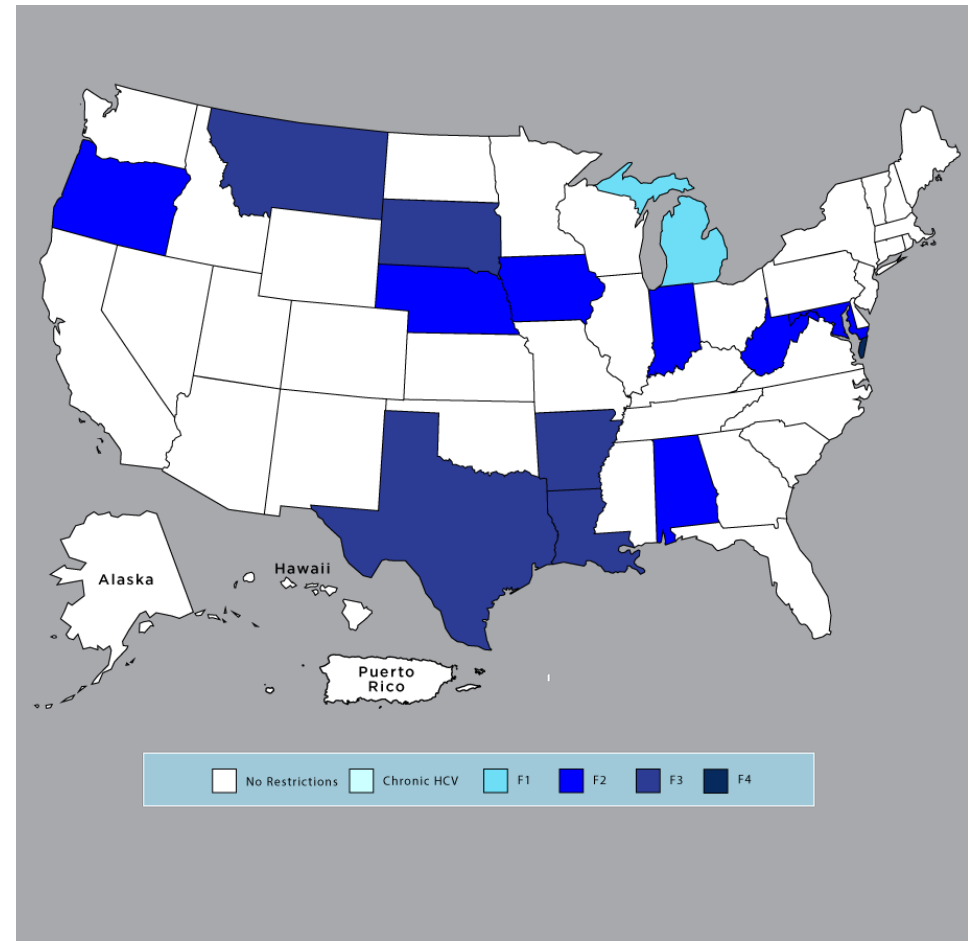
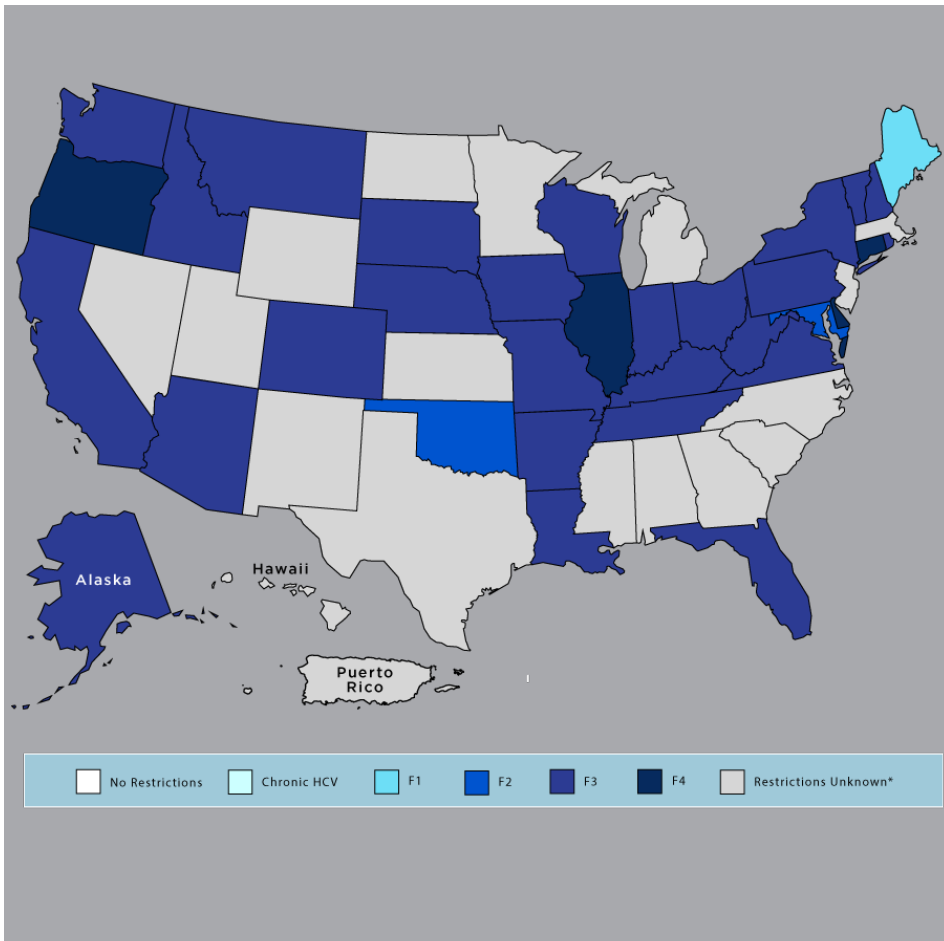
For more information about *Hepatitis C: The State of Medicaid Access* please go to www.stateofhepc.org.



FIBROSIS RESTRICTIONS

2014

2019



FIBROSIS RESTRICTIONS AS OF 1/31/19

No Restrictions

Alaska
Arizona
California
Colorado
 Connecticut
Delaware
District of Columbia
 Florida
 Georgia
Hawaii
Idaho
Illinois
Kansas
Kentucky
 Maine
 Massachusetts
 Minnesota
 Mississippi
Missouri
 Nevada
 New Hampshire
New Jersey
New Mexico
 New York
North Carolina

North Dakota
Ohio
Oklahoma
Pennsylvania
 Puerto Rico
Rhode Island
 South Carolina
Tennessee
Utah
Vermont
 Virginia
 Washington
 Wisconsin
 Wyoming

F1

Michigan

F2

Alabama
 Indiana
Iowa
Nebraska
 Maryland
Oregon
 West Virginia

F3

Arkansas
 Louisiana
 Montana
 South Dakota
 Texas

Percentage of States | **75%**

Number of States | **39**

Percentage of States | **2%**

Number of States | **1**

Percentage of States | **13%**

Number of States | **7**

Percentage of States | **10%**

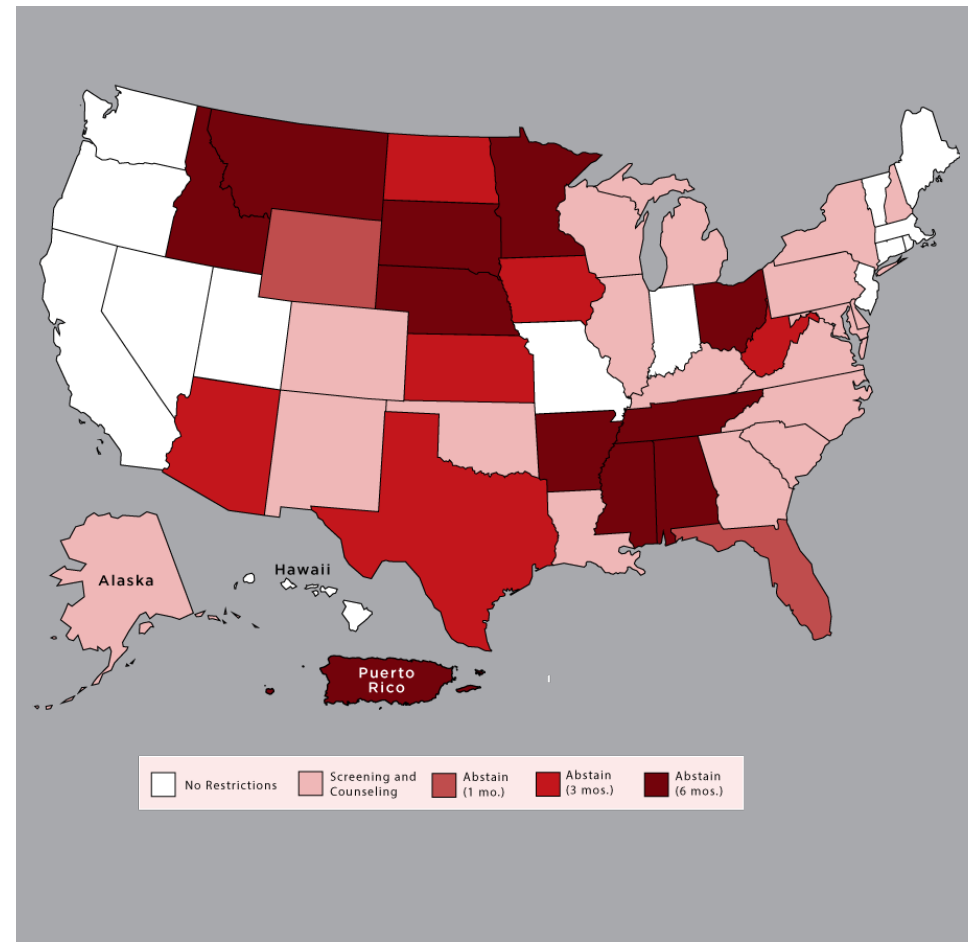
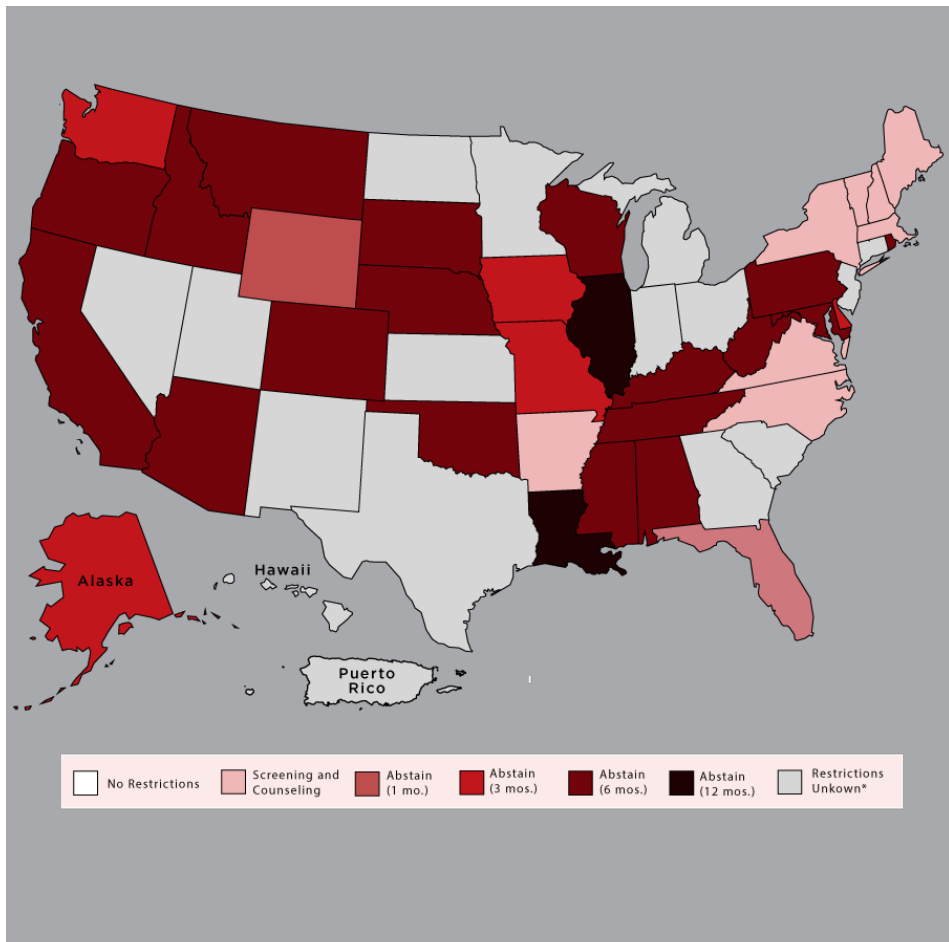
Number of States | **5**

Bolded text indicates movement since October 2017

SOBRIETY RESTRICTIONS

2014

2019



SOBRIETY RESTRICTIONS AS OF 1/31/19

No Restrictions

California
Connecticut
Hawaii
Indiana
Maine
Massachusetts
Missouri
Nevada
New Jersey
Oregon
Rhode Island
Utah
Vermont
Washington

Screening and Counseling

Alaska
Colorado
Delaware
District of
Columbia
Georgia
Illinois
Louisiana
Kentucky
Maryland
Michigan
New Hampshire
New Mexico
New York
North Carolina
Oklahoma
Pennsylvania
South Carolina
Virginia
Wisconsin

1 Month

Florida
Wyoming

3 Months

Arizona
Iowa
Kansas
North Dakota
Texas
West Virginia

6 Months

Alabama
Arkansas
Idaho
Minnesota
Mississippi
Montana
Nebraska
Ohio
Puerto Rico
South Dakota
Tennessee

Percentage of States | **27%**

Number of States | **14**

Percentage of States | **37%**

Number of States | **19**

Percentage of States | **3%**

Number of States | **2**

Percentage of States | **12%**

Number of States | **6**

Percentage of States | **21%**

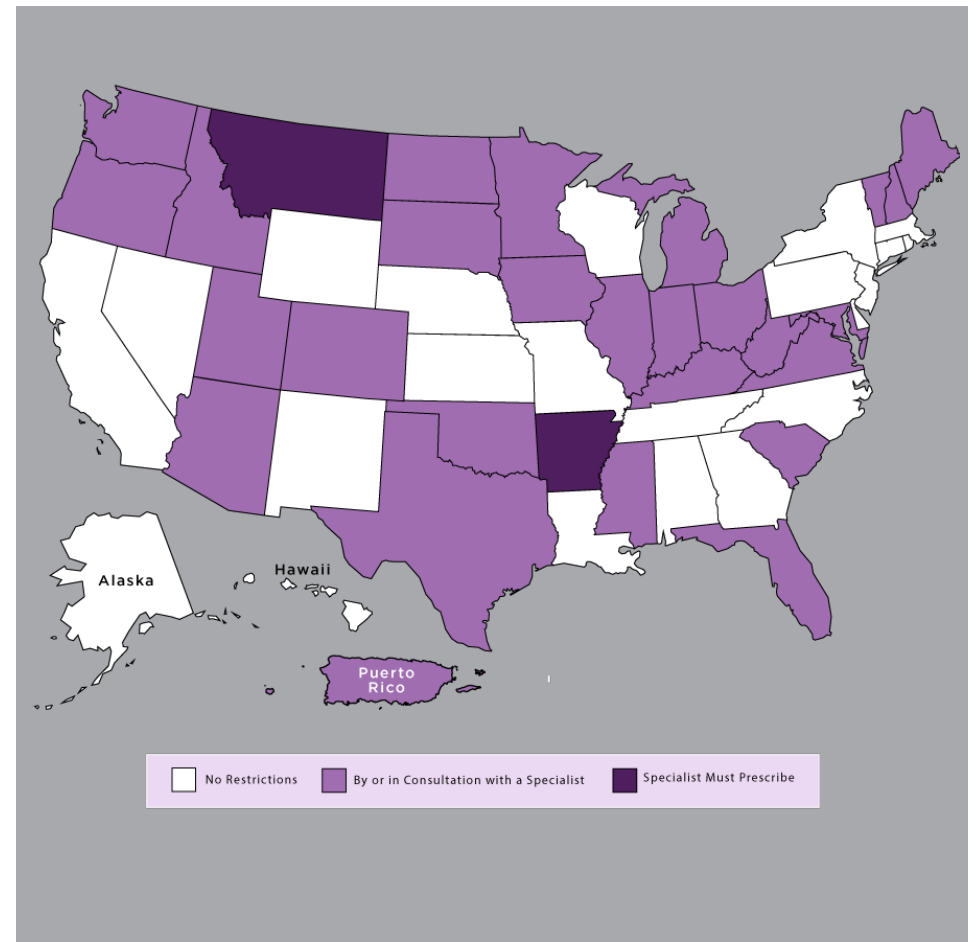
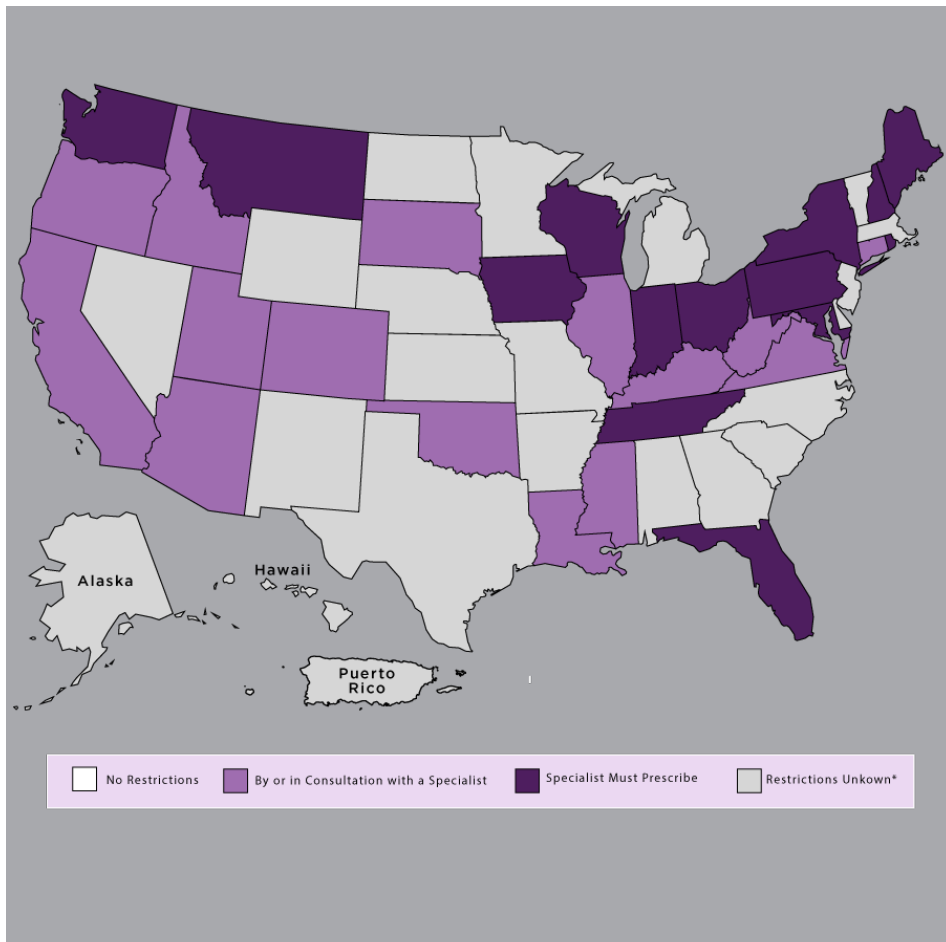
Number of States | **11**

Bolded text indicates movement since October 2017

PRESCRIBER RESTRICTIONS

2014

2019



PRESCRIBER RESTRICTIONS AS OF 1/31/19

No Restrictions

Alabama
Alaska
California
Connecticut
Delaware
Georgia
Hawaii
Kansas
Louisiana
Massachusetts
Missouri
Nebraska
Nevada
New Jersey
New Mexico
New York
North Carolina
Pennsylvania
Rhode Island
Tennessee
Wisconsin
Wyoming

Percentage of States | **42%**

Number of States | **22**

By or in Consultation

Arizona
Colorado
District of Columbia
Florida
Idaho
Illinois
Iowa
Indiana
Kentucky
Utah
Maine
Vermont
Maryland
Virginia
Michigan
Washington
Minnesota
West Virginia
Mississippi
New Hampshire
North Dakota
Ohio
Oklahoma
Oregon
Puerto Rico
South Carolina
South Dakota
Texas

Percentage of States | **54%**

Number of States | **28**

Specialist

Arkansas
Montana

Percentage of States | **4%**

Number of States | **2**