

# HEPATITIS C: THE STATE OF MEDICAID ACCESS

The Center for Health Law and Policy Innovation of Harvard Law School (CHLPI) and the National Viral Hepatitis Roundtable (NVHR) share a commitment to ensuring that all individuals living with hepatitis C (HCV) are able to access the cure for HCV, the deadliest infectious disease in the United States.

We are pleased to report that our collaborative advocacy is working and we have seen tremendous success over the last year. Since the launch of our *Hepatitis C: The State of Medicaid Access* report in October 2017, 29 states have either eliminated or reduced their fibrosis restrictions, 11 have loosened their sobriety restrictions, and 13 have scaled back their prescriber restrictions.

While we have enjoyed numerous successes over the past year, our work is ongoing as states persist in imposing discriminatory treatment access restrictions. CHLPI and NVHR remain committed to capitalizing on the momentum we enjoy today and to advocating for the removal of all states' HCV treatment access restrictions.

Eliminating treatment access restrictions is a necessary step toward ending HCV in the United States. We have the tools to eliminate HCV, but it requires the removal of all discriminatory HCV treatment access restrictions as well as leadership and resources to turn the promise of the cure into a reality for all.

**For more information about *Hepatitis C: The State of Medicaid Access* please go to [www.stateofhepc.org](http://www.stateofhepc.org).**

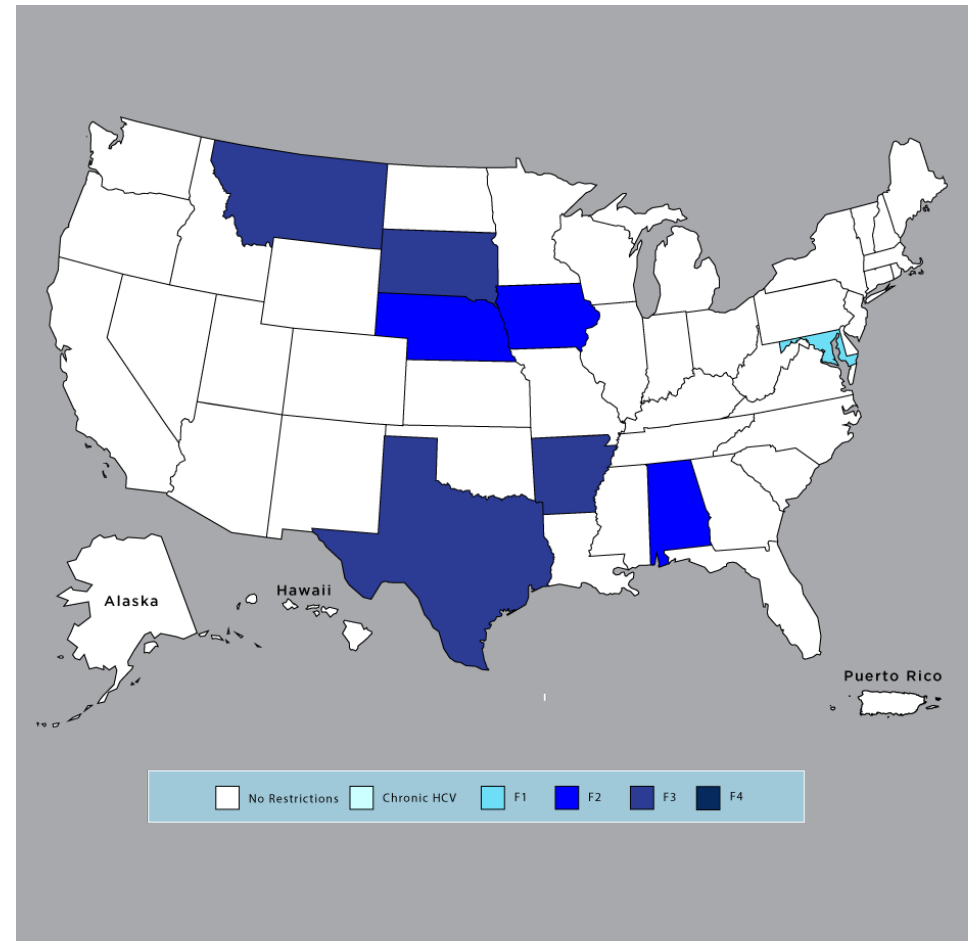
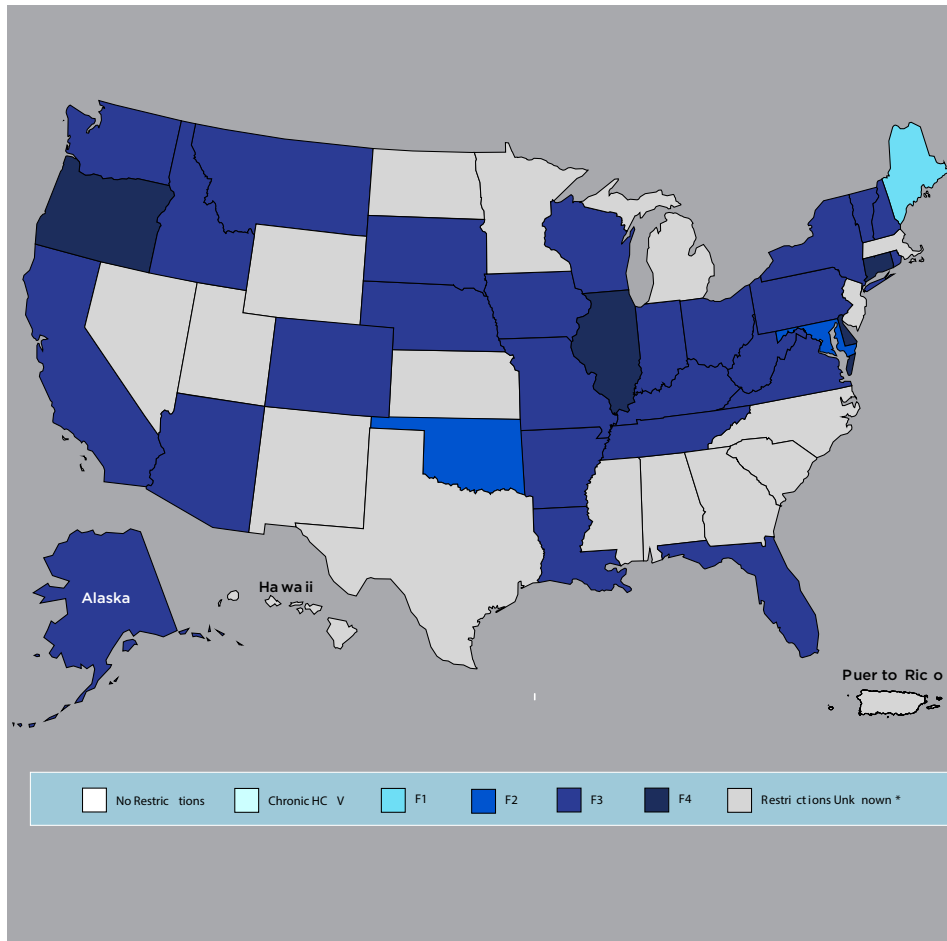
Updated November 01, 2019



# FIBROSIS RESTRICTIONS

## 2014

## 2019



# FIBROSIS RESTRICTIONS AS OF 11/01/19

## No Restrictions

Alaska  
**Arizona**  
**California**  
**Colorado**  
Connecticut  
**Delaware**  
**District of Columbia**  
Florida  
Georgia  
**Hawaii**  
**Idaho**  
**Illinois**  
**Indiana**  
**Kansas**  
**Kentucky**  
**Louisiana**  
Maine  
Massachusetts  
**Michigan**  
Minnesota  
Mississippi  
**Missouri**  
Nevada  
New Hampshire  
**New Jersey**

**New Mexico**  
New York  
**North Carolina**  
North Dakota  
**Ohio**  
**Oklahoma**  
**Oregon**  
**Pennsylvania**  
Puerto Rico  
**Rhode Island**  
South Carolina  
**Tennessee**  
**Utah**  
**Vermont**  
Virginia  
Washington  
Wisconsin  
Wyoming

**F1**

Maryland

**F2**

Alabama  
**Iowa**  
**Nebraska**  
West Virginia

**F3**

Arkansas  
Montana  
South Dakota  
Texas

Percentage of States | **85%**

Number of States | **44**

Percentage of States | **2%**

Number of States | **1**

Percentage of States | **6%**

Number of States | **3**

Percentage of States | **7%**

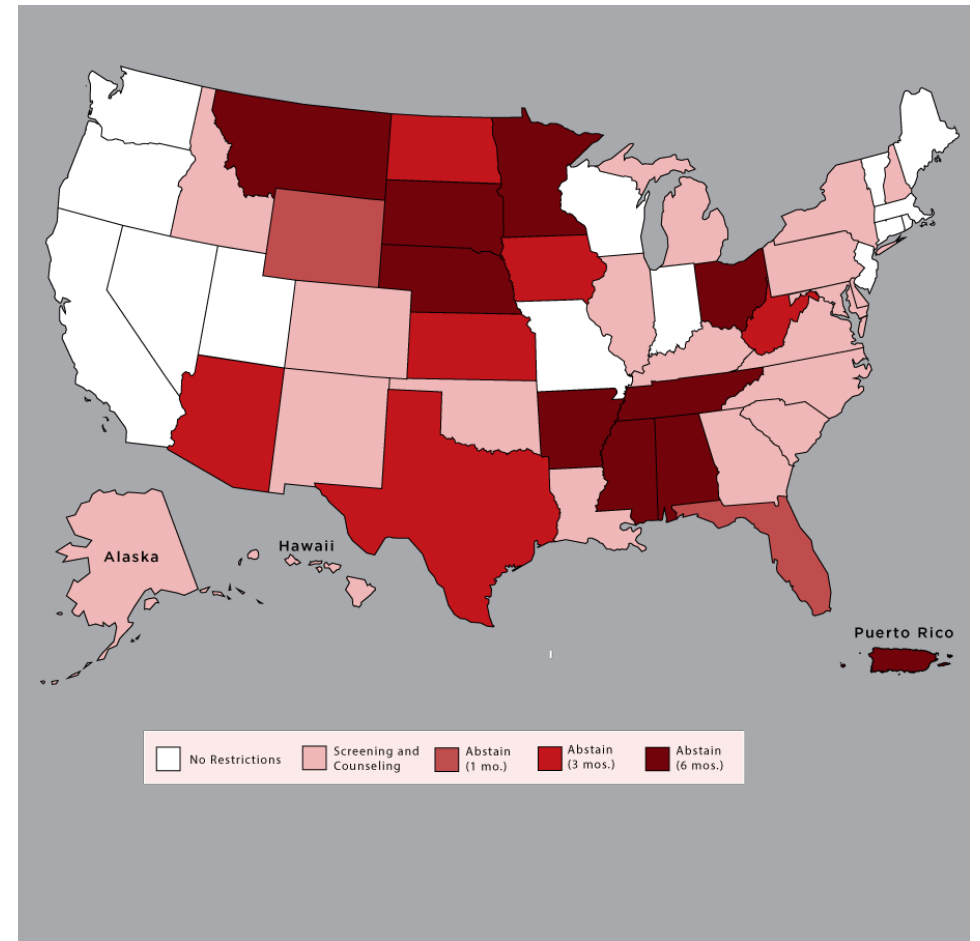
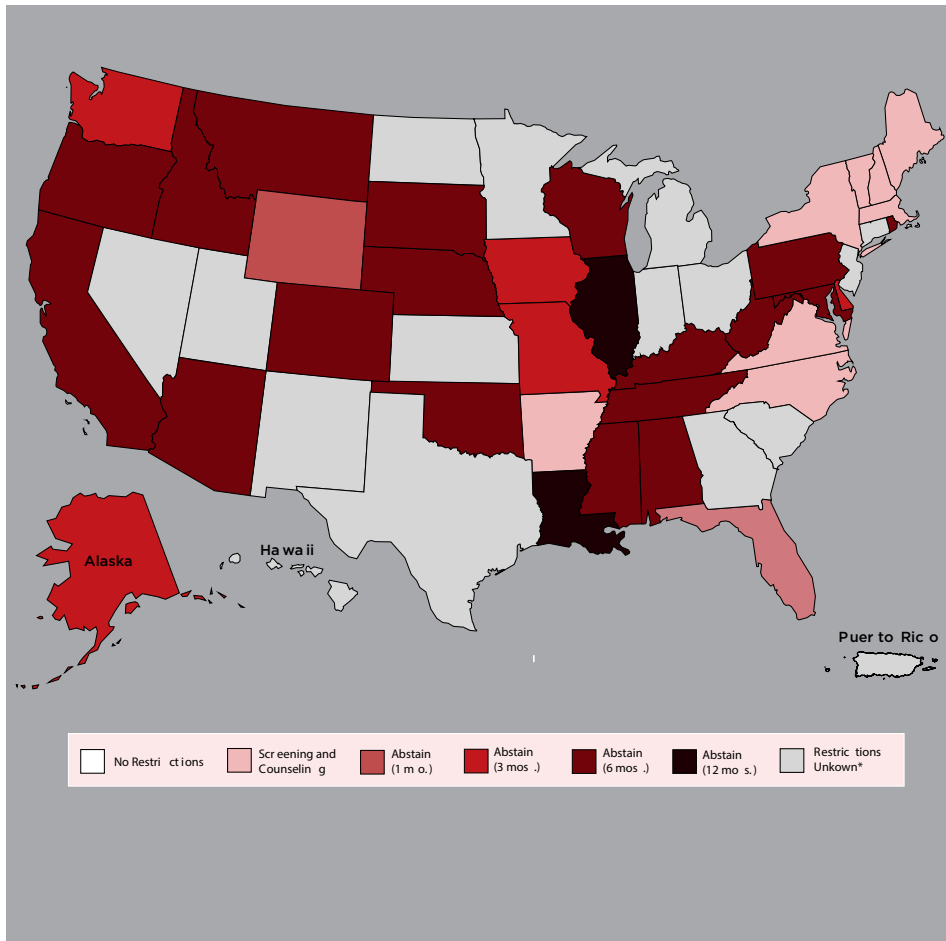
Number of States | **4**

**Bolded** text indicates movement since October 2017

# SOBRIETY RESTRICTIONS

## 2014

## 2019



# SOBRIETY RESTRICTIONS AS OF 11/01/19

## No Restrictions

California  
 Connecticut  
 Indiana  
**Maine**  
 Massachusetts  
 Missouri  
 Nevada  
 New Jersey  
**Oregon**  
 Rhode Island  
 Utah  
 Vermont  
 Washington  
**Wisconsin**

## Screening and Counseling

Alaska  
 Colorado  
 Delaware  
 District of  
     Columbia  
 Georgia  
**Hawaii**  
**Idaho**  
 Illinois  
**Louisiana**  
**Kentucky**  
 Maryland  
**Michigan**  
 New Hampshire  
 New Mexico  
 New York  
 North Carolina  
**Oklahoma**  
 Pennsylvania  
 South Carolina  
 Virginia

## 1 Month

Florida  
 Wyoming

## 3 Months

Arizona  
 Iowa  
**Kansas**  
**North Dakota**  
 Texas  
 West Virginia

## 6 Months

Alabama  
 Arkansas  
 Minnesota  
 Mississippi  
 Montana  
 Nebraska  
 Ohio  
 Puerto Rico  
 South Dakota  
 Tennessee

Percentage of States | 27%

Number of States | 14

Percentage of States | 38%

Number of States | 20

Percentage of States | 4%

Number of States | 2

Percentage of States | 11%

Number of States | 6

Percentage of States | 20%

Number of States | 10

**Bolded** text indicates movement since October 2017



# PRESCRIBER RESTRICTIONS AS OF 11/01/19

## No Restrictions

Alabama  
Alaska  
California  
Connecticut  
Delaware  
Georgia  
**Idaho**  
**Kansas**  
**Louisiana**  
Massachusetts  
Missouri  
Nebraska  
New Mexico  
**New York**  
North Carolina  
**Oregon**  
**Pennsylvania**  
**Rhode Island**  
**Tennessee**  
**Washington**  
Wisconsin  
Wyoming

Percentage of States | 42%

Number of States | 22

## By or in Consultation

Arizona  
Colorado  
District of Columbia  
Florida  
**Hawaii**  
Illinois  
**Iowa**  
Indiana  
Kentucky  
Maine  
Maryland  
Michigan  
Minnesota  
Mississippi  
Nevada  
New Hampshire  
North Dakota  
**Ohio**  
Oklahoma  
Puerto Rico  
South Carolina  
**South Dakota**  
Texas  
Utah  
Vermont  
Virginia  
West Virginia

Percentage of States | 52%

Number of States | 27

## Specialist

Arkansas  
Montana  
New Jersey

Percentage of States | 6%

Number of States | 3

**Bolded** text indicates movement since October 2017