


HEPATITIS C: THE STATE OF MEDICAID ACCESS



The Center for Health Law and Policy Innovation of Harvard Law School (CHLPI) and the National Viral Hepatitis Roundtable (NVHR) share a commitment to ensuring that all individuals living with hepatitis C (HCV) are able to access the cure for HCV, the most common bloodborne infection in the United States.

In particular, the launch of our Hepatitis C: The State of Medicaid Access report in 2017 has successfully supported efforts to eliminate treatment access restrictions. Since 2017, 33 states have either eliminated or reduced their fibrosis restrictions, 29 have loosened their sobriety restrictions, and 28 have scaled back their prescriber restrictions. Additionally, there are now 11 states that have removed prior authorization for most patients entirely: Washington, Louisiana, New York, California, Indiana, Wisconsin, Michigan, Rhode Island, Missouri, Alaska, and Virginia.

However, our work is ongoing as states persist in imposing discriminatory treatment access restrictions. CHLPI and NVHR remain committed to capitalizing on the momentum we enjoy today to advocate for the removal of all states' HCV treatment access restrictions.

Eliminating treatment access restrictions is vital to eliminating HCV as a public health threat in the United States. Further progress requires both leadership and advocacy to turn the promise of the cure into a reality for all.

For more information about *Hepatitis C: The State of Medicaid Access* please go to www.stateofhepc.org.

Note: The hepatitis C Medicaid policies captured in this report reflect state Fee-For-Service policies only, and do not reflect any policies imposed by contracted managed care organizations.

Updated January 04, 2022



CENTER *for* HEALTH LAW
and POLICY INNOVATION
HARVARD LAW SCHOOL



NVHR
National Viral Hepatitis Roundtable

FIBROSIS RESTRICTIONS AS OF 1/04/2022

No Restrictions

Alabama	Montana
Alaska	Nebraska
Arizona	Nevada
California	New Hampshire
Colorado	New Jersey
Connecticut	New Mexico
Delaware	New York
District of Columbia	North Carolina
Florida	North Dakota
Georgia	Ohio
Hawaii	Oklahoma
Idaho	Oregon
Illinois	Pennsylvania
Indiana	Puerto Rico
Iowa	Rhode Island
Kansas	South Carolina
Kentucky	Tennessee
Louisiana	Texas
Maine	Utah
Maryland	Vermont
Massachusetts	Virginia
Michigan	Washington
Minnesota	West Virginia
Mississippi	Wisconsin
Missouri	Wyoming

Percentage of States | 96%

Number of States | 50

F2

South Dakota

Percentage of States | 2%

Number of States | 1

F3

Arkansas

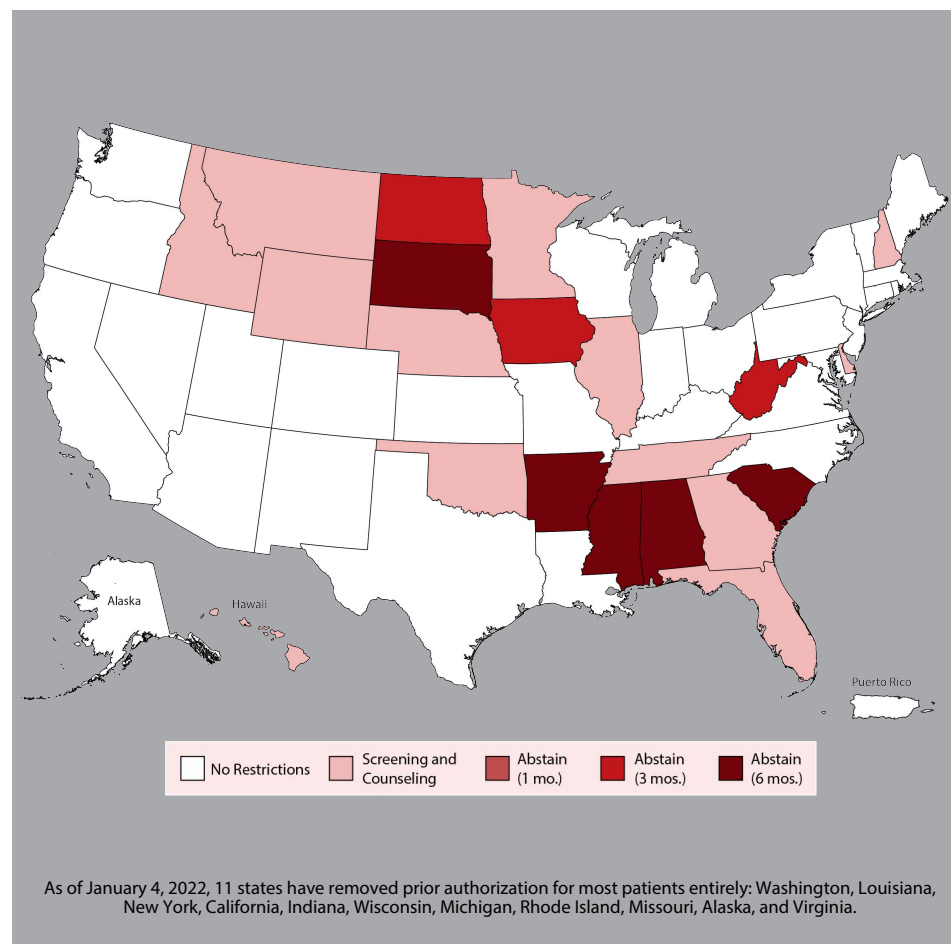
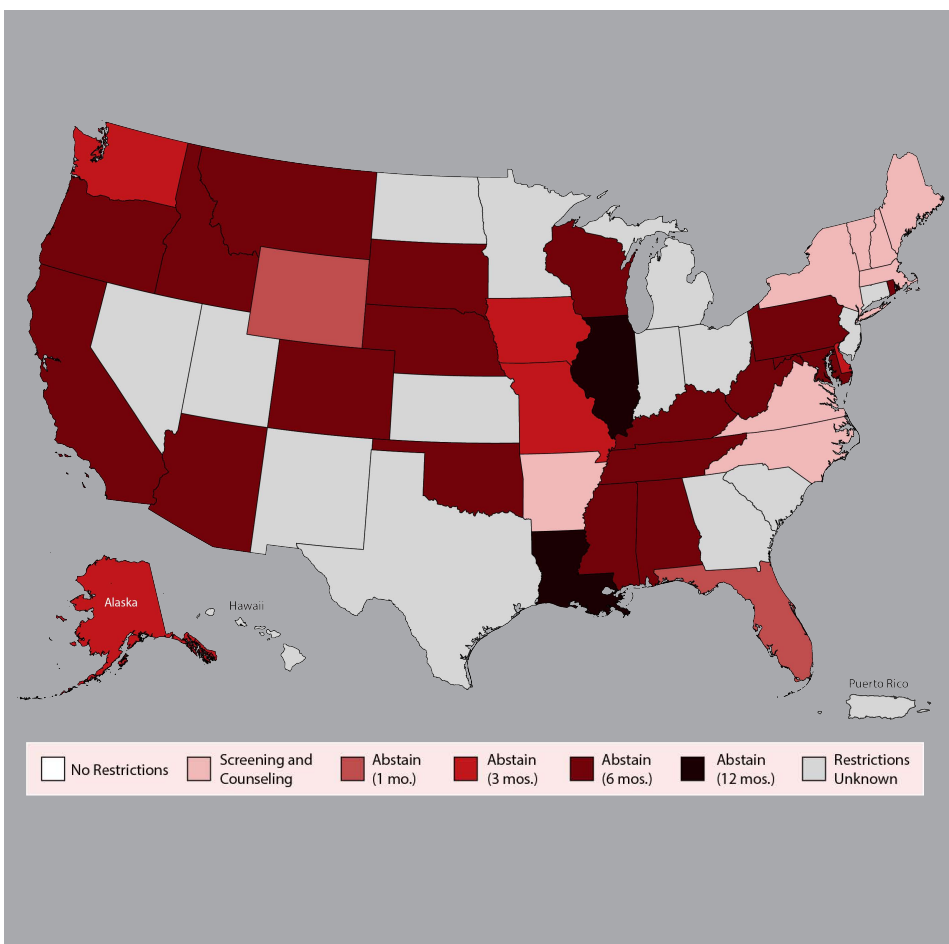
Percentage of States | 2%

Number of States | 1

SOBRIETY RESTRICTIONS

2014

2022



SOBRIETY RESTRICTIONS AS OF 1/04/2022

No Restrictions

Alaska
Arizona
California
Colorado
Connecticut
Indiana
Kansas
Kentucky
Louisiana
Maine
Maryland
Massachusetts
Michigan
Missouri
Nevada
New Jersey

New Mexico
New York
North Carolina
Ohio
Oregon
Pennsylvania
Puerto Rico
Rhode Island
Texas
Utah
Vermont
Virginia
Washington
Wisconsin

Percentage of States | 58%

Number of States | 30

Screening and Counseling

Delaware
District of Columbia
Georgia
Florida
Hawaii
Idaho
Illinois
Minnesota
Montana
Nebraska
New Hampshire
Oklahoma
Tennessee
Wyoming

Percentage of States | 27%

Number of States | 14

3 Months

Iowa
North Dakota
West Virginia

Percentage of States | 6%

Number of States | 3

6 Months

Alabama
Arkansas
Mississippi
South Carolina
South Dakota

Percentage of States | 9%

Number of States | 5

Bolded text indicates reduced restrictions since October 2017. *Italicized* text indicated increased restrictions since October 2017.

PRESCRIBER RESTRICTIONS AS OF 1/04/2022

No Restrictions

Alabama
Alaska
California
Connecticut
Delaware
Florida
Georgia
Idaho
Indiana
Kansas
Kentucky
Louisiana
Maine
Maryland
Massachusetts
Michigan
Minnesota
Missouri
Montana
Nebraska
New Jersey
New Mexico
New York

North Carolina
North Dakota
Oregon
Pennsylvania
Puerto Rico
Rhode Island
Tennessee
Texas
Utah
Vermont
Virginia
Washington
Wisconsin
Wyoming

Percentage of States | 71%

Number of States | 37

By or in Consultation

Arizona
Colorado
District of Columbia
Hawaii
Illinois
Iowa
Mississippi
Nevada
New Hampshire
Ohio
Oklahoma
South Carolina
South Dakota
West Virginia

Percentage of States | 27%

Number of States | 14

Specialist

Arkansas

Percentage of States | 2%

Number of States | 1

Bolded text indicates reduced restrictions since October 2017.